

## Weekly Stats (Duval County):

Weekly	Current Week	% of change	Month to Date	% of change
Occupancy	75.0%	4.6%	72.6%	-1.2%
ADR	\$125.36	5.3%	\$122.07	0.4%
RevPAR	\$94.05	10.1%	\$88.58	-0.8%
Room Revenue	\$13,115,182	13.3%	\$19,412,567	2.1%



The week of April 5 delivered strong performance across all key STR metrics in Duval County. Occupancy reached 75.0%, reflecting a 4.6% increase over the prior year. Sunday was the only night that did not see year-over-year growth, which was expected due to the Easter holiday.

Demand (rooms sold) increased by 7.7% for the week, while Average Daily Rate (ADR) rose by approximately \$6 to \$125.36. As a result, total room revenue reached \$13.1 million, representing a notable 13.3% increase.

At the submarket level, Downtown, Southside, and the Beaches experienced the most significant gains. Events such as Springing the Blues and a major arena concert likely contributed to stronger occupancy on Friday and Saturday nights.

Month-to-date performance shows occupancy at 72.6%, ADR at \$122.07, and room revenue totaling \$19.4 million. While occupancy is slightly trailing compared to the same period last year, demand has increased by 1.7%. This reflects the impact of a 3% expansion in hotel supply since April 2025, with additional inventory expected to come online later this quarter.

## Weekly By Area

Source: STR

	Occupancy	% of change	ADR	% of change	RevPAR	% of change
Arlington	70.3%	2.9%	\$81.93	-3.3%	\$57.58	-0.6%
Beaches	87.8%	8.8%	\$214.93	7.0%	\$188.66	16.5%
Downtown	71.5%	8.0%	\$164.05	15.4%	\$117.22	24.6%
Northside/Airport	67.9%	-4.2%	\$102.32	-0.9%	\$69.46	-5.0%
Southside/Mandarin	77.7%	6.8%	\$114.58	3.2%	\$89.05	10.3%
Westside	72.3%	3.2%	\$100.59	-0.4%	\$72.71	2.8%

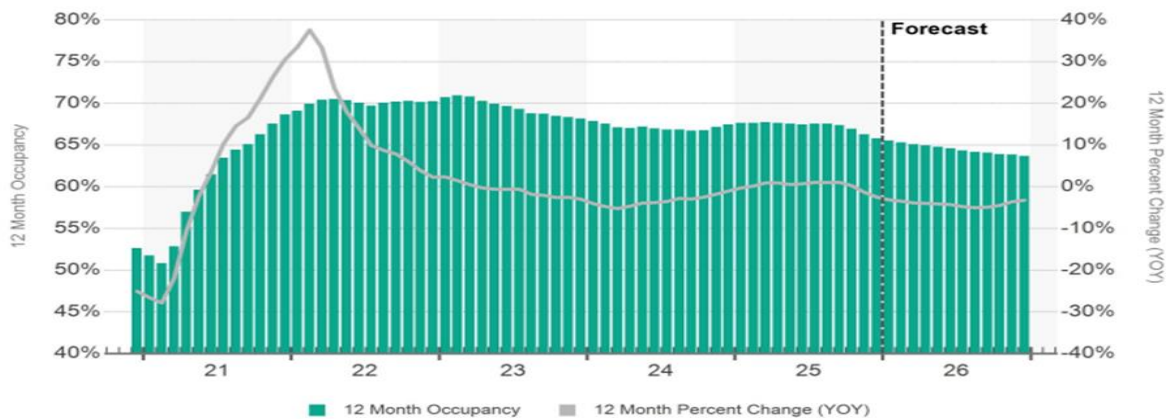
[Large Groups & Events 2018-2028](#)

[CoStar/STR Methodology](#)

[Research & Development](#)

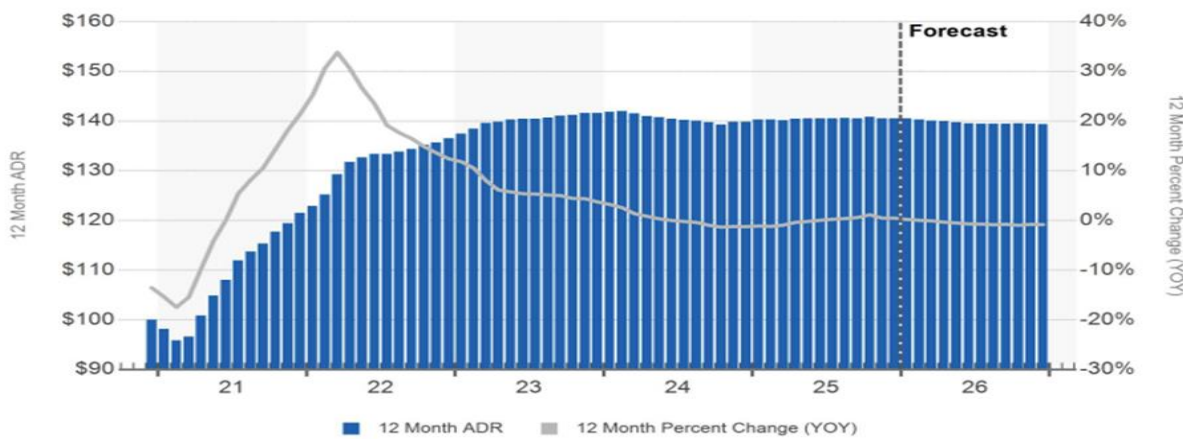
## Occupancy History and Forecast for NE Florida

### OCCUPANCY



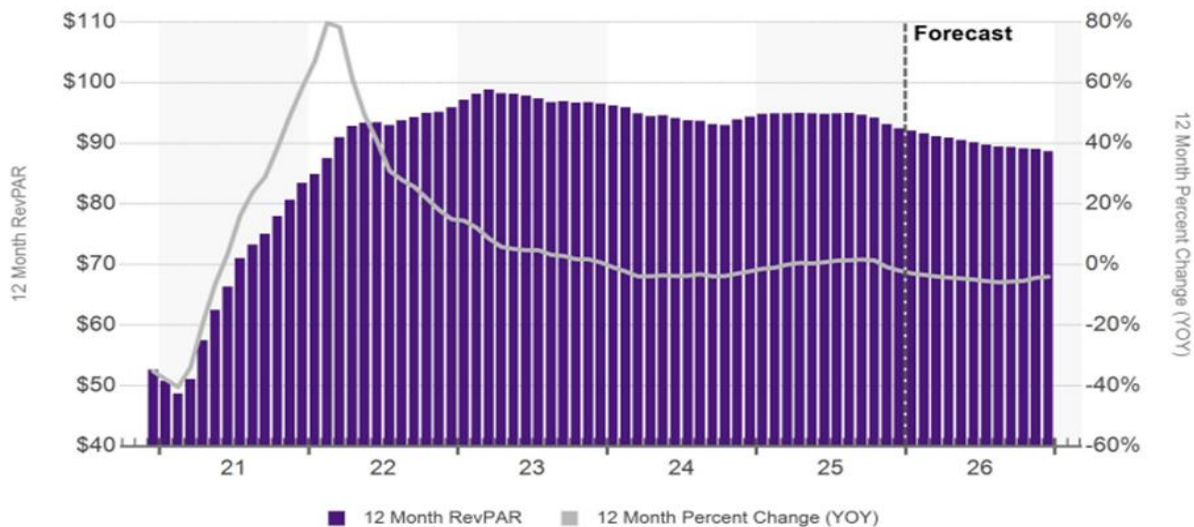
## ADR History and Forecast for NE Florida

### ADR



## RevPAR History and Forecast for NE Florida

### REVPAR



STR/CoStar no longer offers the custom city forecasts. This data is from CoStar's Hospitality Market Report.