

Weekly Stats (Duval County):

Weekly	Current Week	% of change	Month to Date	% of change
Occupancy	69.0%	2.4%	71.3%	2.5%
ADR	\$119.43	-0.8%	\$120.23	0.0%
RevPAR	\$82.38	1.6%	\$85.73	2.4%
Room Revenue	\$11,553,684	5.2%	\$42,940,289	6.0%



April remains a strong month for tourism in Duval County. For the week of April 19, occupancy reached 69.0%, reflecting a 2.4% year-over-year increase. With hotel room supply up 3.5% compared to April 2025, demand (rooms sold) grew even faster at 6.0%.

Average Daily Rate (ADR) saw a slight decline of 0.8%, while total room revenue increased 5.2% to \$11.6 million. The strongest year-over-year gains occurred Sunday through Tuesday, likely driven by a large fraternal group in Downtown, as well as the calendar shift from Easter Sunday last year.

At the submarket level, Arlington, Westside, Southside, and Northside all reported occupancy growth. The Westside led in performance, posting the largest increases in both revenue and RevPAR at 11.6%. The Southside also showed strong results, with revenue up 8.9% and room nights sold increasing 7.2% compared to the same period last year—this area continues to absorb the majority of new hotel supply.

Month-to-date, performance remains positive. Room revenue is up 6.0% to \$42.9 million, occupancy has increased 2.5% to 71.3%, and demand is up 6.0%, while ADR remains flat year-over-year.

Weekly By Area

Source: STR

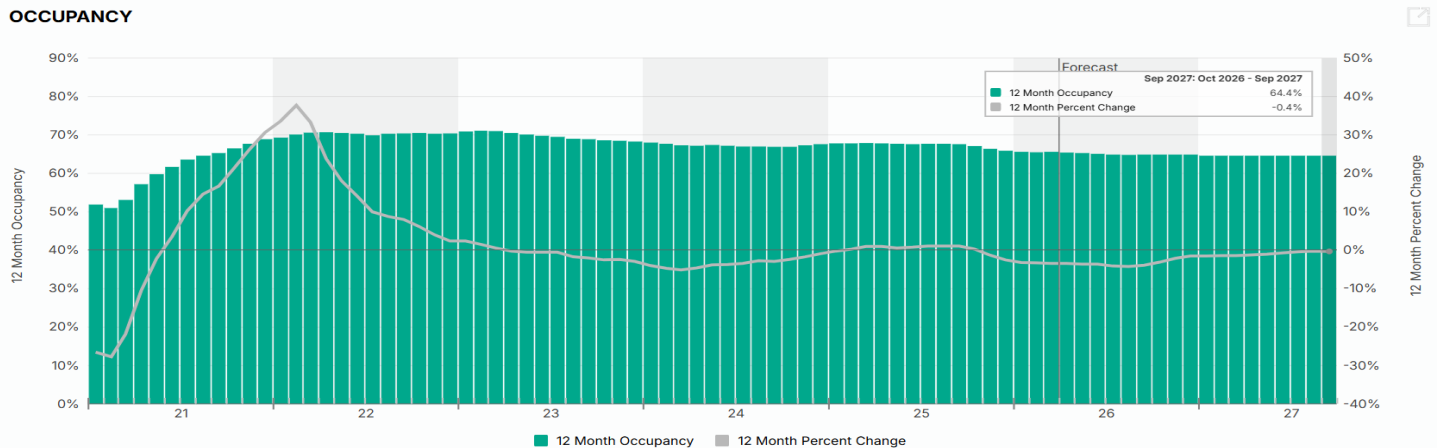
	Occupancy	% of change	ADR	% of change	RevPAR	% of change
Arlington	65.4%	10.0%	\$78.39	-5.2%	\$51.28	4.3%
Beaches	75.0%	-2.4%	\$195.97	-4.0%	\$147.06	-6.3%
Downtown	70.9%	-4.4%	\$158.25	2.0%	\$112.18	-2.5%
Northside/Airport	63.1%	3.7%	\$96.90	-1.9%	\$61.16	1.8%
Southside/Mandarin	71.0%	4.7%	\$109.91	1.5%	\$78.04	6.2%
Westside	68.2%	5.2%	\$101.87	6.0%	\$69.46	11.6%

[Large Groups & Events 2018-2028](#)

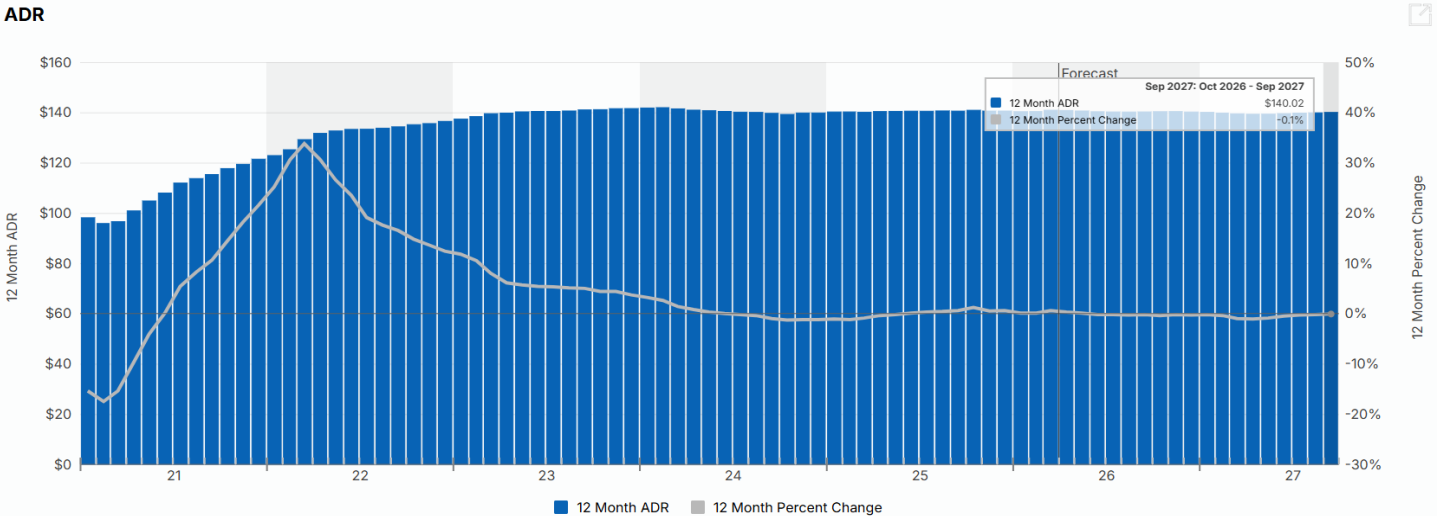
[CoStar/STR Methodology](#)

[Research & Development](#)

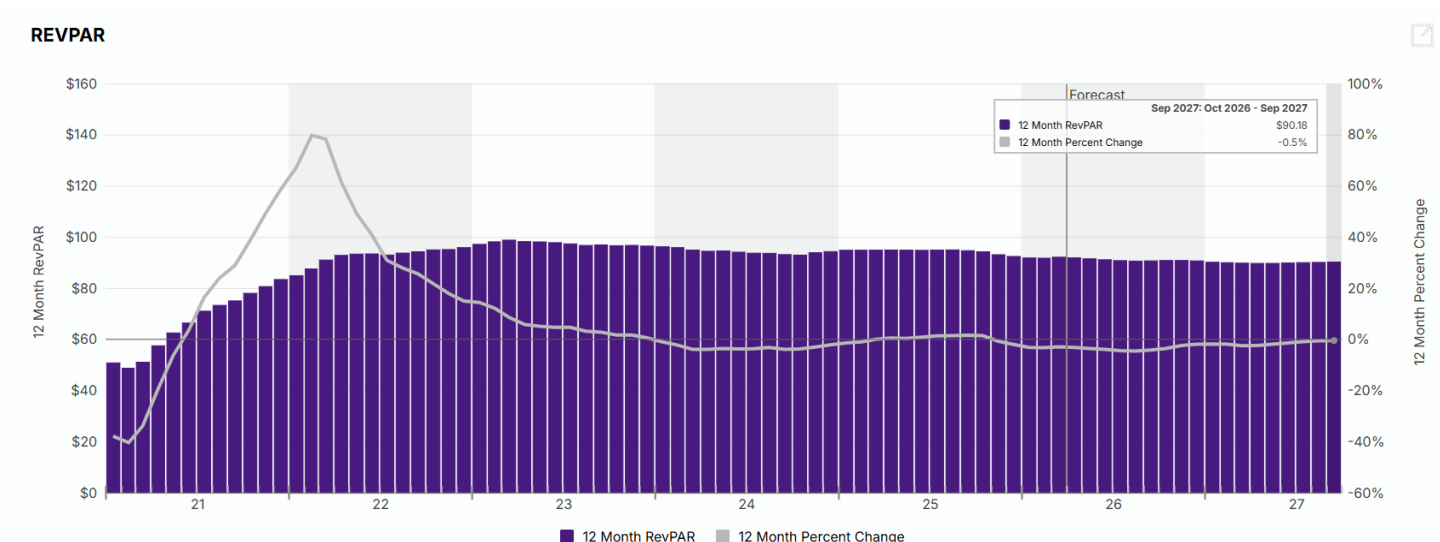
Occupancy History and Forecast for NE Florida



ADR History and Forecast for NE Florida



RevPAR History and Forecast for NE Florida



STR/CoStar no longer offers the custom city forecasts. This data is from CoStar's Hospitality Market Report.