



THE JAX ALE TRAIL PASSPORT IS GOING DIGITAL

WHAT YOU NEED TO KNOW

- Visit Jacksonville is not getting rid of the printed passports completely, your brewery will still receive a delivery regularly. We are offering another way for customers to experience the Ale Trail that doesn't require them to remember to bring anything other than their phone.
- The Visit Jax app icon is the image to the right and customers will need to download it to use the digital passport.
- The Jax Ale Trail icon will be found on the main menu of the app.
- There are three different levels on the digital passport. It's a progressive passport and digital check-ins or "stamps" will carry over per level. We recommend all customers start at the beginning '4 breweries' level.
- Each brewery has a unique code for you to provide customers at checkout so they can "check-in" at your brewery on the digital passport. This is their "stamp."
- To claim prizes via the app, customers will fill out the submission form when prompted. There is an option to pick up their prize from Visit Jacksonville's Downtown Visitor Center or have it mailed to them at a provided address.




Visit
Jacksonville
and the Beaches

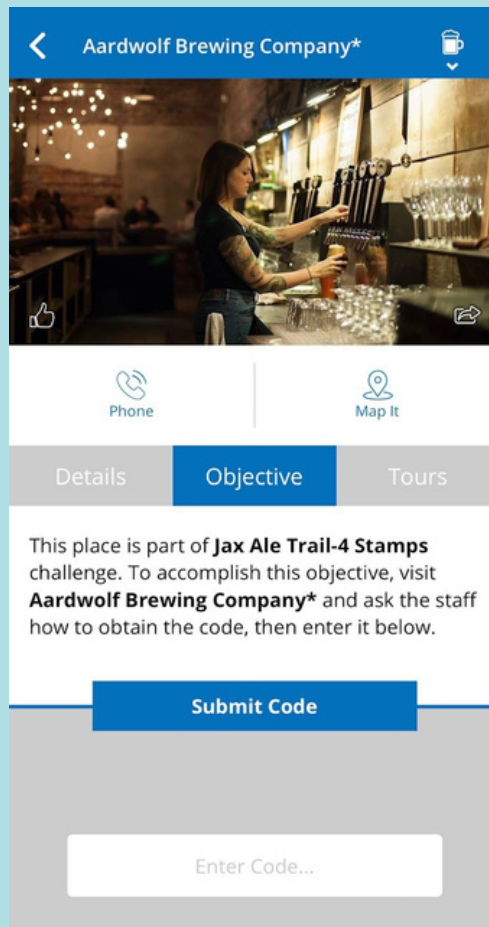
QUESTIONS?

CONTACT LAUREN HICKOX AT
LHICKOX@VISITJACKSONVILLE.COM
OR 904-421-9183

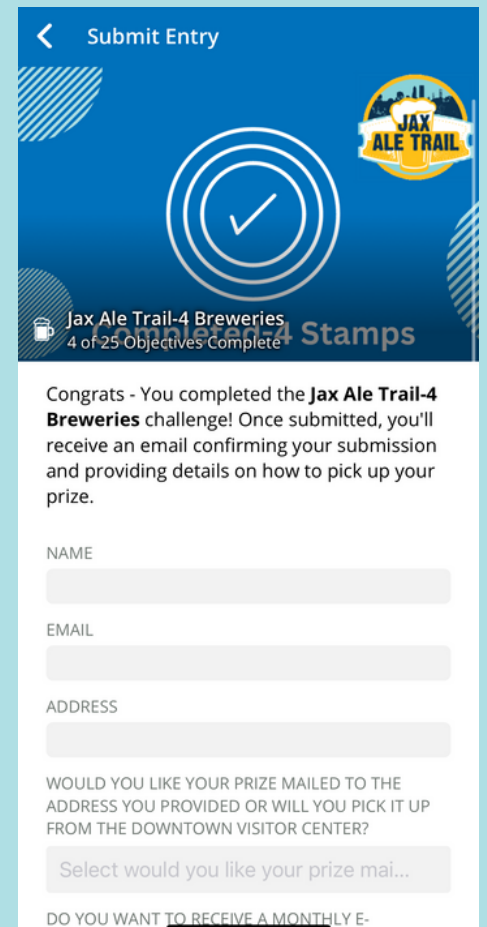
GET TO KNOW THE DIGITAL ALE TRAIL PASSPORT



There are three different Ale Trail levels on the app, corresponding with prize levels.



Once customers select your brewery they will see this screen where they will enter your code to “check-in.”



After completing 4, 8 and All brewery levels, a submission form will pop up for customers to fill out.

Visit
Jacksonville
and the Beaches

QUESTIONS?

CONTACT LAUREN HICKOX AT
LHICKOX@VISITJACKSONVILLE.COM
OR 904-421-9183